






37 **8x50m Freestyle Men Final**


Official


[☰ Entries](#)
[☰ Heats](#)


## Total


Rank	Competitor	Age	Club	RT	FINA	Result
1	 Westlake B...	18	Westlake B...	+0.49		<b>3:14.04</b> Entry: 3:21.16 (- 7.12)
	Brandon H...	16 (+0.49)	24.25 24.25			
	Troy Blijlev...	15 (+0.58)	23.96 48.21			
	Benson Li	17 (+0.47)	24.67 1:12.88			
	Charles He...	16 (+0.13)	25.27 1:38.15			
	Daniel Zheng	18 (+0.29)	23.88 2:02.03			
	Jacob Hum...	14 (+0.47)	24.63 2:26.66			
	Lukas Hol...	16 (+0.50)	24.00 2:50.66			
	Ivan Lu	17 (+0.36)	23.38 3:14.04			
2	 Palmerston...	18	Palmerston...	+0.63		<b>3:16.31</b> Entry: 3:18.32 (- 2.01)
	Alex Willis	17 (+0.63)	24.68 24.68			
	Tariq Billing...	17	24.66 49.34			
	Ian Tsui	16 (+0.38)	25.02 1:14.36			
	Sam Rowe	14	26.06 1:40.42			
	Eric Wong	14 (+0.22)	24.82 2:05.24			
	Alex Odom	17 (+0.35)	23.77 2:29.01			
	Josh Carroll	16 (+0.44)	24.49 2:53.50			
	Cole Phillips	17 (+0.34)	22.81 3:16.31			
3	 Wellington ...	18	Wellington ...	+0.67		<b>3:16.94</b> Entry: 3:21.18 (- 4.24)
	Zac Alexan...	15 (+0.67)	24.45 24.45			
	Caleb Tan	16 (+0.29)	25.53 49.98			
	Declan Bro...	13 (+0.36)	26.03 1:16.01			
	Ben Kugge...	17 (+0.50)	25.21 1:41.22			
	Thomas W...	17 (+0.43)	24.51 2:05.73			
	Jonas Zwe...	16 (+0.15)	25.03 2:30.76			
	David Zhu	17 (+0.52)	23.82 2:54.58			
	Finn Harland	17 (+0.32)	22.36 3:16.94			
4	 Kristin Sch...	18	Kristin School	+0.53		<b>3:24.53</b>
	Jack Barton	15 (+0.53)	25.52 25.52			
	Sam Hewlett	16 (+0.61)	25.22 50.74			
	Jason Hua	16 (+0.29)	25.41 1:16.15			
	Tobias Lu	16 (+0.40)	26.87 1:43.02			
	Sam Wilde	15 (+0.44)	25.75 2:08.77			
	Matthew Z...	16 (+0.13)	24.45 2:33.22			
	Randal Li	16 (+0.26)	26.44 2:59.66			
		(+0.24)	24.87 3:24.53			
5	 Auckland G...	18	Auckland G...	+0.58		<b>3:25.75</b> Entry: 3:45.81 (- 20.06)
	Luke Gibson	17 (+0.58)	25.49 25.49			
	Thomas H...	17 (+0.13)	24.97 50.46			
	Victor Balg...	18	25.86 1:16.32			
	Caleb Wilson	17 (+0.71)	25.98 1:42.30			
	Henry Oram	17 (+0.39)	27.29 2:09.59			


Oscar Bower	16	(+0.30)	25.49	2:35.08
Kaden Cossill	16	(+0.28)	25.55	3:00.63
Jackson K...	17	(+0.28)	25.12	3:25.75

<b>6</b>		<b>Westlake B...</b>	<b>18</b>	<b>Westlake B...</b>	<b>+0.59</b>	<b>3:29.57</b>	Entry: 3:34.94 (- 5.37)
		William Del...	15	(+0.59)	25.21	25.21	
		Jamie Mau...	16	(+0.43)	26.49	51.70	
		Jack Fors...	16	(+0.27)	26.54	1:18.24	
		Vincent Pr...	15	(+0.25)	25.81	1:44.05	
		Joseph Shin	15		26.80	2:10.85	
		Solomon P...	15	(+0.46)	26.96	2:37.81	
		Jethrow Yoon	13	(+0.21)	26.95	3:04.76	
		Cooper Cla...	17	(+0.38)	24.81	3:29.57	

<b>7</b>		<b>Mt Albert G...</b>	<b>18</b>	<b>Mt Albert G...</b>	<b>+0.78</b>	<b>3:33.44</b>	Entry: 3:50.50 (- 17.06)
		Ike Ancell	16	(+0.78)	27.24	27.24	
		Tito Tipi	17		24.79	52.03	
		Benjamin J...	16	(+0.53)	25.95	1:17.98	
		Tarquinius ...	13	(+0.52)	28.79	1:46.77	
		Kayden Te ...	15	(+0.21)	27.31	2:14.08	
		Tarran Tyson	15	(+0.59)	27.12	2:41.20	
		Hiro Tau	15	(+0.35)	27.27	3:08.47	
		Hunter Dob...	18	(-0.03)	24.97	3:33.44	

<b>8</b>		<b>Auckland G...</b>	<b>18</b>	<b>Auckland G...</b>	<b>+0.56</b>	<b>3:42.49</b>	Entry: 3:50.92 (- 8.43)
		Rui Hou	14	(+0.56)	26.74	26.74	
		Cole Fougere	14		28.44	55.18	
		Caleb Mitc...	14		29.72	1:24.90	
		Gary Yuan	15		29.81	1:54.71	
		Oliver Lei	14		27.07	2:21.78	
		Caleb Yin	13	(+0.11)	27.05	2:48.83	
		Michael Sun	13		27.65	3:16.48	
					26.01	3:42.49	

<b>9</b>		<b>Wellington ...</b>	<b>18</b>	<b>Wellington ...</b>	<b>+0.68</b>	<b>3:53.46</b>	Entry: 3:56.98 (- 3.52)
		Ben Dudding	16	(+0.68)	27.10	27.10	
		Ewan O'Co...	14		27.14	54.24	
		Jack McPhail	13	(+0.41)	30.45	1:24.69	
		JJ Schlago...	13	(+0.51)	33.24	1:57.93	
		Victor Yu	13		30.70	2:28.63	
		Ethan Kehoe	15		28.21	2:56.84	
		Samuel Co...	14	(+0.44)	30.05	3:26.89	
		Ollie Watt	17	(+0.28)	26.57	3:53.46	

<b>0</b>		<b>Palmerston...</b>	<b>18</b>	<b>Palmerston...</b>	<b>+0.51</b>	<b>DSQ</b>	
		Jack Rowe	16	(+0.51)	26.52	26.52	
		Blake Chase	17	(+0.39)	26.85	53.37	
		Macauley ...	14	(+0.43)	30.53	1:23.90	
		Will Parsons	13	(+0.02)	28.55	1:52.45	
		Flynn Balfour	14	(+0.24)	28.07	2:20.52	
		Cullen Byrne	15	(+0.26)	28.90	2:49.42	
		Ryan Stott	16	(-0.05)	25.68	3:15.10	
		Sam Moleta	17		26.56	3:41.66	